







# ARGCO

## FIRE SPRINKLER SPECIALTIES



**Hydraulically Calculated System**

This system as shown on \_\_\_\_\_  
 company print no \_\_\_\_\_ dated \_\_\_\_\_  
 for \_\_\_\_\_  
 at \_\_\_\_\_ contract no \_\_\_\_\_  
 is designed to discharge at a rate of \_\_\_\_\_ gpm  
 (L/min per sq ft (m2) of floor area over a maximum area of \_\_\_\_\_  
 sq ft (m2) when supplied  
 with water at the rate of \_\_\_\_\_ gpm (L/min)  
 at \_\_\_\_\_ psi (bars) at the base of the riser.

Hose stream allowance of \_\_\_\_\_ gpm (L/min)  
 is included in the above.

Occupancy classification \_\_\_\_\_  
 Commodity classification \_\_\_\_\_  
 Maximum storage height \_\_\_\_\_

Installed by: \_\_\_\_\_



NOVEMBER 2024



# RISER ASSEMBLIES

## COMMERCIAL RISERS

ARGCO's Model CR Commercial Riser comes factory assembled with the necessary accessories for a cost effective, yet complete riser assembly.

2", 2-1/2", 3", 4, and 6" sizes

300 psi (20.7 bar) Working Pressure

Includes: UL Listed pressure gauge, a 1/4" three-way valve, and System Sensor or Potter Electric waterflow switch.

Optional:

- Test & Drain Trim with 5.6K Factor
- Pressure Relief Trim with Test & Drain Valve with 175 psi pressure rating



## RESIDENTIAL RISERS

ARGCO's Residential Riser is a wet-pipe sprinkler system riser assembly consisting of a stainless steel body, waterflow switch, pressure gauge, and drain.

•1", 1-1/4", 1-1/2", and 2" sizes.

300 psi (20.7 bar) Working Pressure

Includes: UL Listed pressure gauge, a 1/4" three-way valve, and System Sensor or Potter Electric waterflow switch.

Optional:

- Test & Drain Trim with 5.6K Factor
- Pressure Relief Trim with Test & Drain Valve with 175 psi pressure rating



## TEST & DRAIN



- Female NPT Inlet and Outlet
- Forged Brass Body
- Large, integral sight glass on each side
- Brass Finish Ball with Teflon Seats
- 1/2" (nominal) test orifice
- 300 psi

### Pressure Relief Trim:

- Designed to relieve excess pressure
- Complies with NFPA 13



## ADJUSTABLE PIPE SUPPORTS

Heavy Duty Support for Back Flows, Pipe, Manifolds and FDCs.

- Constructed of 1" schedule 40 pipe with 1" all thread rod and adjustment nut
- Base: 5.5" diameter malleable floor flange base to mount to floor

Sizes:

- 18" to 24"
- 24" to 30"
- 30" to 36"
- 36" to 42"





# FIRE PROTECTION VALVES

UL and FM state ARGCO meets the specifications for fire sprinkler installations.  
Equal Quality and Guaranteed Savings.



**GROOVED BUTTERFLY VALVES  
(DUCTILE)**



**GROOVED CHECK VALVES  
(DUCTILE)**



**OS&Y VALVES  
(FLANGED)**



**BRONZE  
BUTTERFLY**




[Click Here for ARGCO's  
Interactive VALVE CATALOG](#)



**OS&Y VALVES  
(BRONZE)**

## PIPE FLANGE GASKETS AND BOLT PACKS



**RED RUBBER  
RING AND FULL FACE**



**NON-ASBESTOS  
RING AND FULL FACE**



**RED RUBBER  
BOLT & GASKET SETS**



**NON ASBESTOS  
BOLT & GASKET SETS**

phone: **800.854.1015**


[argco.com](http://argco.com)

fax: **800-924-5922**



# FLEXIBLE SPRINKLER DROPS

## MEGA-FLEX FLEXIBLE SPRINKLER DROP



Model	Item #	NPT
AR-400-BR FLEX-07-050	6531165	1/2"
AR-400-BR FLEX-10-050	6531166	
AR-400-BR FLEX-12-050	6531167	
AR-400-BR FLEX-15-050	6531168	
AR-400-BR FLEX-18-050	6531169	
AR-400-BR FLEX-07-075	6531175	
AR-400-BR FLEX-10-075	6531176	
AR-400-BR FLEX-12-075	6531177	
AR-400-BR FLEX-15-075	6531178	
AR-400-BR FLEX-18-075	6531179	

- High Performance Flexible Connection
- Full 1" inner flow diameter
- Available in straight and 90° nipple
- Available with preassembled brackets

ARGCO MEGA-FLEX BRAIDED							
Length	UL DATA			FM DATA			
	EL	Bends	Radius	EL	Bends	Radius	
28"	18 ft	4	2"	4.5 ft	1	6.9"	
40"	24 ft	5	2"	9.8 ft	3	6.9"	
48"	37 ft	8	2"	13.4 ft	3	6.9"	
60"	49 ft	10	2"	18.8 ft	3	6.9"	
72"	52 ft	12	2"	24.2 ft	4	6.9"	
28"	18 ft	4	2"	13.0 ft	1	6.9"	
40"	24 ft	5	2"	20.8 ft	3	6.9"	
48"	37 ft	8	2"	26.0 ft	3	6.9"	
60"	49 ft	10	2"	33.8 ft	3	6.9"	
72"	52 ft	12	2"	41.7 ft	4	6.9"	

All Brackets are compatible with ARGCO MegaFlex and 3-Bend Hoses





## 3-BEND BRAIDED FLEXIBLE SPRINKLER DROP

- Save Time & Money
- No cutting, no welding, no threading
- Perfect for retrofit applications
- Easy to move for layout changes
- Most flexible hose in its class.  
3 bends 4" minimum radius

### TECHNICAL DATA

- Rated Pressure: 203 PSI (14 Bars)
- Maximum Ambient Temperature: 150°F (66°C)
- Designed for use in wet and dry systems
- Flexibility Type: Unlimited
- Hose Diameter: O.D. 1-1/16" / Flow 3/4"



## UNBRAIDED HOSE AVAILABLE

Visit [ARGCO.com](http://ARGCO.com) for full Tech Data, options and pricing and availability.

phone: 800.854.1015

[argco.com](http://argco.com)

fax: 800-924-5922



# FIRE SPRINKLER SPECIALTIES

## FIRE SPRINKLER ACCESSORIES



HEAD GUARDS



SPARE HEAD BOXES



HEAD BOX WRENCH



FIRE ALARMS



FLOW SWITCHES



### GAUGES

4" x 1/4" IPS  
300 psi  
Plastic or Steel Back



### PERSONALIZED GAUGES

Advertise for **FREE** with your company logo phone number & website



### IDENTIFICATION SIGNS, DECALS AND INSPECTION TAGS

#### PERSONALIZED SIGNS

Argco's Art Department will customize your aluminum signs, decals and Inspection Tags with your company info!



BRASS SPRINKLER EXTENSIONS



SPRINKLER SHUTOFFS

## FIRE EQUIPMENT



FIRE DEPT. CONNECTIONS



FDC ACCESSORIES



SPRING CHECK VALVES



STORZ CONNECTIONS



FIRE HOSE & ACCESSORIES



HOSE VALVES



ADAPTERS



HOSE CAPS

**LOG ON TO ARGCO.COM FOR DISCOUNT PRICING ON FULL LINE OF ITEMS**

phone: 800.854.1015

argco.com

fax: 800-924-5922



# STEEL FIRE SPRINKLER ESCUTCHEONS

**ARGCO offers the largest selection of Escutcheon Sizes, Finishes, Styles & Materials**

## FRICITION ADJUSTABLE 2 PIECE PENDENT ESCUTCHEONS



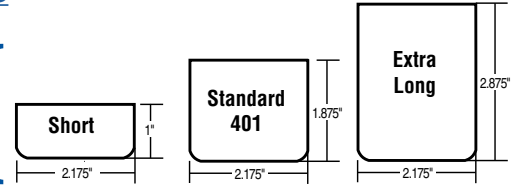
**Interchangeable Cups & Skirts**

**ADJUSTABILITY:** Flat to 5"

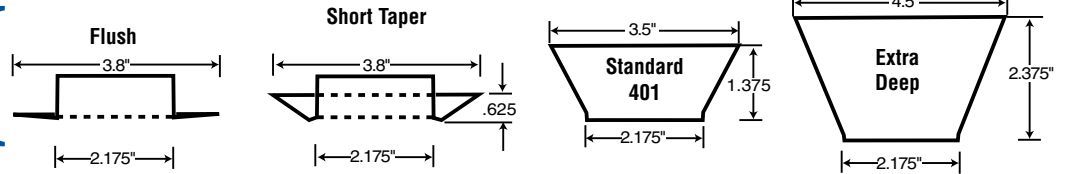
Type 1010-1018 mild steel  
0.40 - 0.42 mm thick

**FINISHES:** CHROME, WHITE,  
OFF-WHITE, BRASS, BRASS,  
ANTIQU BRASS

**PENDENT CUPS**



**PENDENT SKIRTS**



Retrofit Models Available (see pg. 4)

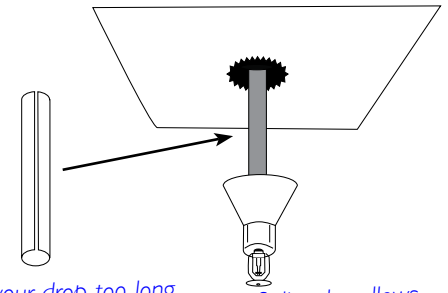
## "EASY-FIX" 3 PIECE EXTENDED ESCUTCHEONS

Standard Cup,  
Extra Large Skirt and  
Split Tube Extender



Four Models,  
adjustable from  
4" to 11-1/4"

Finishes:  
Chrome Plated  
and White



*Cut your drop too long,  
exposing pipe?*

*Use our extra deep  
skirt and tube extender*

*Split tube allows  
installation after  
standard cup is  
installed.*

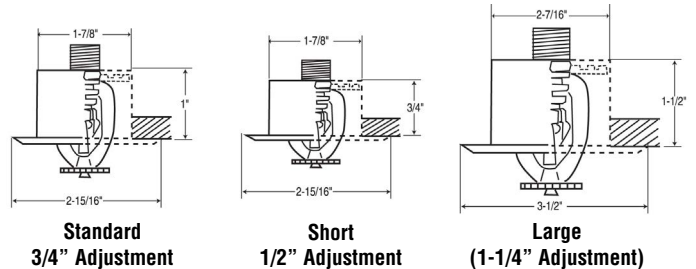
## RECESSED ESCUTCHEONS

Three Styles, 1/2" and 3/4" IPS sizes



**FINISHES:** CHROME, WHITE, OFF-WHITE,  
BRASS, BRASS, ANTIQU BRASS, BLACK

Retrofit Models Available



## ONE-PIECE STEEL ESCUTCHEONS

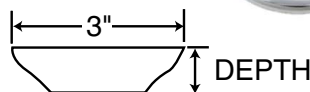
Type 1010-1018 mild steel 0.40 - 0.42 mm thick

1/2" & 3/4" IPS Sizes

Available 1/4" to 2" deep

3" Ceiling Coverage

Finishes: Chrome Plated,  
White, Off White, Brass Plated



# ALUMINUM/STAINLESS STEEL ESCUTCHEONS




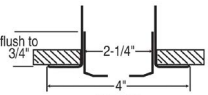

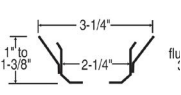

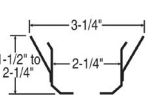

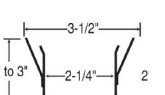

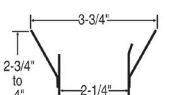



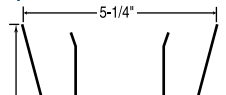
**HAND-SPUN CUSTOM MADE STAINLESS STEEL & ALUMINUM ESCUTCHEONS. POLISHED OR POWDER-COATED TO ANY COLOR IN THE SPECTRUM.**

- 1100 040 Aluminum
- 304L 18 gauge Stainless Steel



## FRICITION ADJUSTABLE TWO PIECE PENDENT

**ADJUSTABILITY:** Flush and up to Flat to 9". Retrofit Models Available

 <p><b>501</b> Flush - 3/4" adjustability 4" coverage</p>  <p>#501</p>	 <p><b>403</b> 1" - 1-3/8" adjustability 3-1/4" coverage</p>  <p>#403</p>	 <p><b>402</b> 1-1/2" - 2-1/4" adjustability 3-1/4" coverage</p>  <p>#402</p>	 <p><b>401</b> 2" to 3" adjustability 3-1/2" coverage</p>  <p>#401</p>	 <p><b>400</b> 2-3/4" - 4" adjustability 3-3/4" coverage</p>  <p>#400</p>	 <p><b>399</b> 3-3/4" - 6" adjustability 4-3/4" coverage</p>  <p>#399</p>	 <p><b>EXTENDED</b> 8" - 16" adjustability 5-1/4" coverage</p>  <p>EXTENDED</p>
---	---	---	--	--	--	--

- Corrosion resistant pendant escutcheons with a wide variety of sizes and finishes
- Ceiling coverage from 3-1/4" to 5-1/4"
- Specify Pipe Size
- Available in polished or white aluminum or stainless steel (other finishes upon request)

## OLD-STYLE ESCUTCHEONS

Hard-to-Find Star Model E, Tyco F991, F972, F944, F947, 9F48, H5211, Central Model H-6811, Model AH, and many more escutcheon cups for discontinued sprinkler heads. Made to order from 1100 040 Aluminum.



# ALUMINUM/STAINLESS STEEL ESCUTCHEONS




## ONE PIECE CANOPIES

**SHALLOW SERIES** 1/4" to 2" Deep. Specify Polished Aluminum or White

Specify Pipe Size

Available in Custom Colors (Also available Stainless Steel)



[4525271](#)

MODEL #25  
DIAMETER: 3"  
DEPTH: 1/4"




[4525273](#)

MODEL #50  
DIAMETER: 3"  
DEPTH: 1/2"




[4525274](#)

MODEL #65  
DIAMETER: 3"  
DEPTH: 5/8"



[4525275](#)

MODEL #65  
DIAMETER: 3"  
DEPTH: 3/4"




[4525276](#)

MODEL #100  
DIAMETER: 3"  
DEPTH: 1"




[4525298-101](#)

MODEL #101  
DIAMETER: 3-1/8"  
DEPTH: 2-1/4"



[4525276A](#)

MODEL #125  
DIAMETER: 3"  
DEPTH: 1-1/4"




[4525277](#)

MODEL #150  
DIAMETER: 3"  
DEPTH: 1-1/2"



[4525278](#)

MODEL #175  
DIAMETER: 3"  
DEPTH: 1-3/4"



[4525279](#)

MODEL #200  
DIAMETER: 3"  
DEPTH: 2"

## ONE PIECE CANOPIES

### DEEP SERIES

for Extra Long Drops 3" to 15" Deep



POLISHED ALUMINUM	WHITE ALUMINUM	LENGTH:	CEILING COVERAGE
<a href="#">4525298-3</a>	<a href="#">4525298-3WH</a>	3"	3-1/2"
<a href="#">4525298-4</a>	<a href="#">4525298-4WH</a>	4"	3-5/8"
<a href="#">4525298-6</a>	<a href="#">4525298-6WH</a>	6"	3-3/4"
<a href="#">4525298-7</a>	<a href="#">4525298-7WH</a>	7"	4-1/4"
<a href="#">4525298-8</a>	<a href="#">4525298-8WH</a>	8"	4-1/2"
<a href="#">4525298-9</a>	<a href="#">4525298-9WH</a>	9"	4-3/4"
<a href="#">4525298-10</a>	<a href="#">4525298-10WH</a>	10"	4-3/4"
<a href="#">4525298-11</a>	<a href="#">4525298-11WH</a>	11"	5"
<a href="#">4525298-12</a>	<a href="#">4525298-12WH</a>	12"	5-3/8"
<a href="#">4525298-13</a>	<a href="#">4525298-13WH</a>	13"	5-1/2"
<a href="#">4525298-14</a>	<a href="#">4525298-14WH</a>	14"	6-1/4"
<a href="#">4525298-15</a>	<a href="#">4525298-15WH</a>	15"	6-1/2"






# REPLACEMENT ESCUTCHEONS

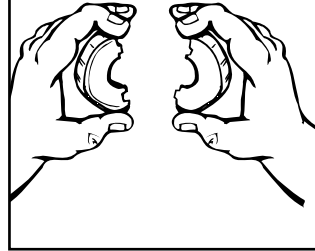
Replace those old, rusty, beat up escutcheons with ARGCO's split replacement escutcheons

There is no reason to drain your system!

Just cut off your unsightly old escutcheon...



...open your new cup...



...and snap it around the threads of the sprinkler head, and slide on new skirt.



## Replacement Escutcheons (Steel)



**401 Style**  
(Split Cup)




**Recessed (Split Cup)**



**One Piece**  
(Split & Tabbed)

Chrome or White Finish



Tired of your skirts falling off? Cut off cup and use our product... we guarantee a tight skirt!

## Aluminum Corrosion Resistant



**401 Style**  
Split Cup



**Flush**  
Split Cup



**Shallow**  
Split Cup  
1/4" - 1" depth

## Plastic Corrosion Resistant



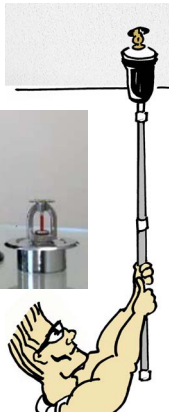
**One Piece**  
Split/Tabbed



**Shim Ring**  
add 1/8" or 1/4" depth

## TRIM PRO ESCUTCHEON INSTALLATION TOOL

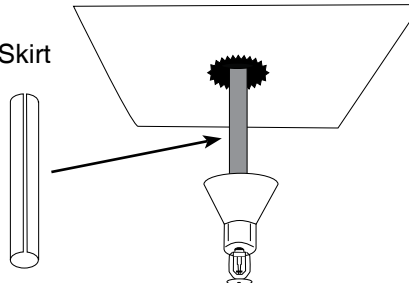
Install or remove escutcheon skirts easily with magnetic head that holds both pendent & recessed escutcheons. Includes a 3 ft to 6 ft telescoping extension pole.



## 3 Piece Steel Extended Escutcheons

THE CHEAP EASY FIX

Standard Cup, Extra Large Skirt and Split Tube Extender



Cut your drop too long, exposing pipe?

Use our extra deep skirt and tube extender

Split tube allows installation after standard cup is installed.

Four Models, adjustable from 4" to 11-1/4"

phone: 800-854-1015

argco.com

fax 800-924-5922

# WALL PLATES




## HEAVY GAUGE STEEL



- Hinged floor and ceiling plate with spring steel inserts & positive locking tabs.
- Material: .046" cold rolled steel
- Finish: Chrome
- Available 1/4" to 10" IPS and 3/8" to 4" CPS

## PLASTIC



- Made of tough, Non-breakable plastic
- 100 % Rust Proof...  
Great for outdoors, pools, salt water environments
- Available 3/8" to 8" IPS & 1/2" to 2" CPS
- Finishes: [Chrome](#), [White](#), [Brass](#)



Split design allows you to simply bend open, wrap around pipe, and snap closed.

## ALUMINUM / STAINLESS STEEL



- Split-ring floor & ceiling plate
- [Polished Aluminum](#) or [Stainless Steel](#) (.063 thick)
- 1" Deep
- Custom sizes also available.



•Available with Set Screw

## CAST GALVANIZED IRON



- Designed for stabilization of pipe penetrating wall or floor structures.
- Features one-piece rigid construction.
- Each wall plate has been galvanized to resist corrosion and is provided with a set-screw to keep the wall plate in place.
- Available in sizes 1" IPS through 6" IPS

## CAST BRASS



- Heavy duty cast brass split with locking tabs and set screw
- Fits around existing pipe
- Designed for "light" stabilization of pipe penetrating wall or floor structures.
- Each wall plate is provided with a set screw to keep the wall plate in place.
- Available in sizes 1" IPS through 6" IPS.

## CHROME PLATED CAST BRASS



- Heavy duty cast brass split with beautiful chrome plating
- Designed for "light" stabilization of pipe penetrating wall or floor structures.
- Each wall plate is provided with a set screw to keep the wall plate in place.
- Available in sizes 1" IPS through 6" IPS.

## SPLIT/TABBED CHROME PLATED CAST BRASS



- Same material as above Wall Plate with Split and Tabbed feature for Retrofit Applications
- Designed to cover hole in wall or floor structure around pipe.
- Provided with a set screw to keep the wall plate in place.
- Available in sizes 1" IPS through 6" IPS.

## DROP NIPPLE RATCHET WRENCH



**Resize fire sprinkler drops in hard lid ceilings without cutting drywall...  
NO MORE COSTLY CHARGEBACKS.**

Replace recessed or pendent type sprinklers with new concealed type fire sprinklers.

- Save time and money
- Fits cast, ductile & malleable reducing couplings
- Avoid ceiling patch or repairs
- Safer than traditional methods
- Extended height makes it easy to reach well above ceiling
- Ratchet allows for work in tight corner

**DROP NIPPLE  
RATCHET  
WRENCH**

[Item #3099230](#)



### Kit Includes:

Ratchet Wrench with handle  
1/2" threaded female drive shaft  
1-1/4", 1-3/8", 1-1/2", 1-5/8"  
Hex Sockets  
1/2" & 3/4" Drive Shafts  
Sturdy Carrying Case

## UNIVERSAL FIRE SPRINKLER WRENCH

**ADJUSTS TO FIT ANY MODEL OF FIRE SPRINKLER HEAD**  
Fits Semi-Recessed, Pendent and many Concealed fire sprinklers

**NEW  
IMPROVED  
DESIGN**

### •TRIPLE BARREL ADJUSTMENT KNURL

Adding strength to extract  
most sprinklers

### •8-1/2" HANDLE

For added leverage to remove  
seemingly welded-on sprinkler heads.


### •ROUNDED HANDLE GRIP

Allows you to apply maximum force  
with comfort to your hands.



**UNIVERSAL  
ADJUSTABLE  
FIRE SPRINKLER  
WRENCH**

[Item #3099189](#)



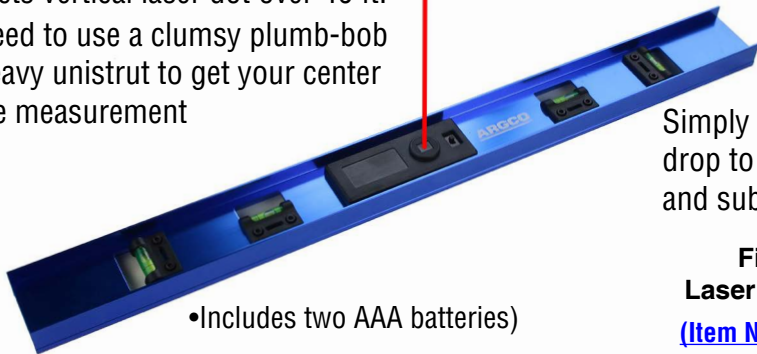


# FIRE SPRINKLER TOOLS

## SPRINKLER LASER CENTERING LEVEL

- Increase speed, accuracy and productivity
- Recessed built-in Laser Attachment & 4 leveling vials
- 24" Aluminum Level is Durable and Easy to use
- Projects vertical laser dot over 40 ft.
- No need to use a clumsy plumb-bob or heavy unistrut to get your center of tile measurement

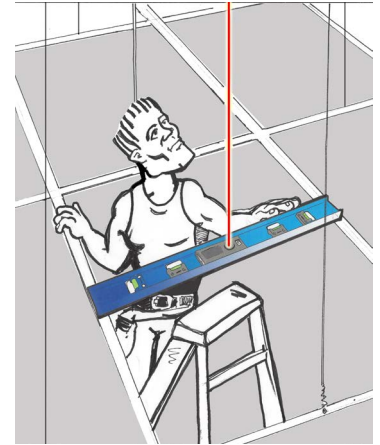
Accurately measure center of ceiling grid tiles for fire sprinkler drops with built-in laser level.



• Includes two AAA batteries)

Simply measure sprinkler drop to projected laser, and subtract your takeout

**Fire Sprinkler Laser Centering Level**  
(Item Number: 3099104A)



### HEAD BOX WRENCH



Affordable Sprinkler Head wrench  
Fits perfectly into spare head boxes.



### SPOTTER LEVEL

Screw level into threaded pipe fitting & use to spot the outlet you are tightening either plumb or level.

- 7" long and made from billet 6061 aluminum
- 3 powerful N35 rare earth magnets along flat edge
- 1/2", 3/4", 1" male NPT.



Magnetic Laser Attachment Available



### ON CENTER PUNCH

Magnetic center punch and level combination accurately locates position of holes to be drilled into pipe.

- Prevents drill bit from "walking" on curved surface of pipe
- Two vials for horizontal or vertical leveling
- 1" to 10" pipe capacity



### SHUTGUN SPRINKLER SHUTOFF TOOLS




Universal Sprinkler Stop for pendant and upright sprinkler heads. Incorporates a fusible link that will release if a fire rekindles. One hand activation makes it safe and easy to use.

**Shutgun for Concealed Heads**

### SPRINKLER STOP

Universal sprinkler stopper device, stops water damage caused by an open sprinkler head without shutting down the entire system. Simply push rubber stop into opening of sprinkler head and turn handle until water flow stops. Beveled rubber stopper completely stops water flow from sprinkler head orifice.



### BEAM CLAMP RATCHET WRENCH

Fits 3/8" & 5/16" square head set screws -- used with beam clamps, c-clamps and purlin clamps.



### THREADED ROD CHASER

Quickly chase damaged threads after cutting threaded rod with a saw or bolt cutter

3/8" & 1/2" sizes available



## THE RIPTIDE FLOW TESTING SYSTEM™



The Riptide is a sturdy, stackable, and universally compatible flow testing system.

- 5 unique welded steel diffusers with one, to as many as four 2.5" fire hose connections PER DIFFUSER.
- Cam-locks come standard, so there are no additional costs to stack.
- Built from 3/16" formed & welded powder coated steel



Self-serviceable, built-in pitot with an integrated stacking system that comes standard with each version, portable, compatible with each other and totally modular for field configuration on the fly.



Double Action Riptide shown with sidemount Gauges at 9:00 position for easy reading

Glycerine Filled Calibrated Gauges  
0-200 psi, Side Mount  
Includes Certificate from Manufacturer



### JETSTREAM Flow Tube Assembly

Flow water to open atmosphere  
2-1/2" quick connect  
[item #6510951](#)



Double Action stacked on Triple Riptide allows for up to 5 hose connections



[Click Here for ARGCO's Riptide Catalog](#)



[6510920: Single](#)



[6510921: Double](#)



[6510922: Triple](#)



[6510924: Quad](#)



[6510925: 4" LDH](#)

### ALSO AVAILABLE:

- [6510936](#): Reduced Orifice Insert 1.125"
- [6510935](#): Reduced Orifice Insert 1.75"
- [6510937](#): Reduced Orifice Insert 3.25" LDH

- [6510930](#): Glycerine Gauges (3 & 9 o'clock)
- [6510926](#): Typhoon Remote Manifold
- [6510960](#): Dechlorination Attachment



# HYDRA-TAP

## HYDRA-TAP FDC CHECK VALVE CLAPPER FLUSH TOOL

CONDUCTING A FORWARD FLOW OR FDC BACKFLUSH? Never Flip an FDC Check Valve Again



With The Hydra-Tap™ holding the clapper open and allowing for reverse flow, SAVE valuable TIME and MONEY!

- Drain Check Valve
- Insert Set Rod
- Set Rod into place
- Thread Tap Cylinder into Ball Drip Outlet
- Adjust and Lock into place
- Snug up Compression Nuts and you're ready to flow!



**FLANGED**



**GROOVED**



**WAFER**

No more jacks, hydraulic spreaders, sawzalls, sledge hammers, wedges, pinched gaskets and special trips to the hardware store. You're in and you're out.

**Hydra-Tap**  
**FDC Check Valve Clapper Tool**  
**Item #: 3099140**

**SPYCAM**  
**ARTICULATING INSPECTION CAMERA**

- Waterproof 5mm camera cable
- Access outlets as small as 1/4"
- Up to 9 hours of video or 20,000 images.

Troubleshooting & minimize both the impact and downtime of the sprinkler system.

NFPA approved for 5 year inspection internal inspection.

**Item #: 3099141**