




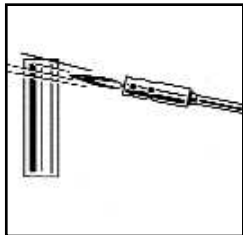
Copper Tube Expander

(item number 3309520)

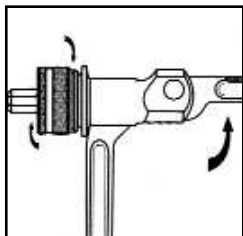
- Easily expands tube in seconds.
- For soft copper & soft thin wall tubing.
- High alloy hardened steel jaw segments.
- 7 heads: 3/8", 1/2", 5/8", 3/4", 7/8", 1" 1-1/8"
- 2 universal crossbars with sliding pieces.
- Sturdy carrying case.



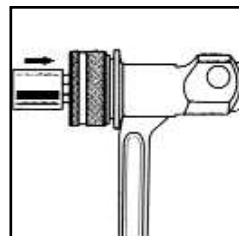
1. Deburr inside of tube.



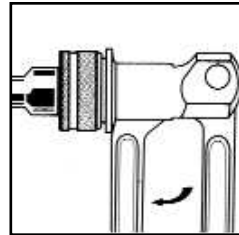
2. To create perfectly centered capillary sockets for soldering or brazing, use soft copper or fully anneal end of tube to be expanded.



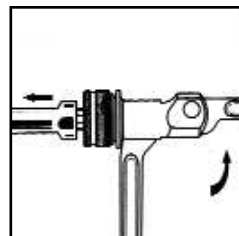
3. Pull expander handle up to 90° position. Maintain this position as you screw the appropriate size head over the center-punch and tighten.



4. Insert the end of the tube over the expander head.



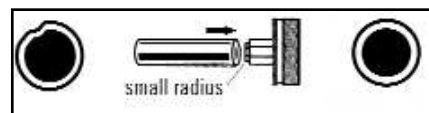
5. Pull the lever completely down.



6. Return the lever to the 90° position.

To re-round slightly deformed tube ends:

1. Insert deformed tube end to the first groove of head.
2. Pull the lever completely down.
3. Return the lever to the 90° position. Remove expanded tube



piringtools™ is a division of ARGCO.
For service on all PT Tools, call 800-854-1015



www.pipingtools.com