


# OIL-LESS RISER MOUNTED AIR COMPRESSOR



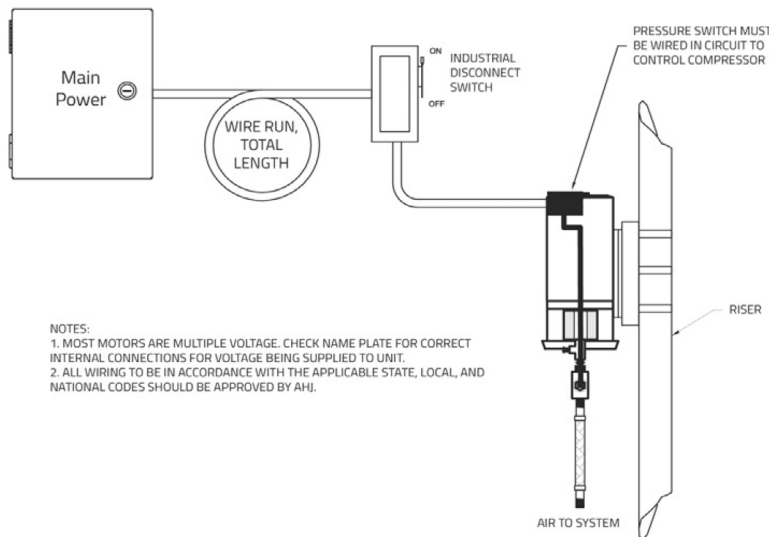
**General Air's oil less riser mounted air compressors are fully automatic, virtually maintenance free and are designed to be easily installed on the riser, wall or floor.**

## Technical Info

|                               |                |
|-------------------------------|----------------|
| Part #                        | 6520341        |
| System Capacity (gallons)     | 250            |
| Average CFM                   | 3.03           |
| Motor HP                      | 1/3            |
| Min. Wire Size                | 12             |
| Phase                         | Single         |
| Available Voltages            | 115v, 208-230v |
| Width (inches)                | 12             |
| Recommended Accessories       | Line Starter   |
| Current Pressure Switch Model | SWP60401U-H    |

 This oil less riser mounted air compressor is UL1450 listed for use in sprinkler systems.

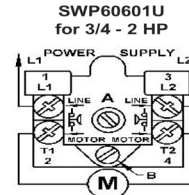
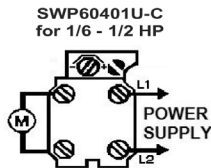
## System Layout



## Pressure Switch Connection

### PRESSURE SWITCH Diagram

Note: Location of pressure switch varies based on model. This is a general diagram of components. For help specific to your switch please contact General Air products.



### Warning:

Failure to consult with a licensed electrical professional can result in serious personal injury or death. Disconnect all power before servicing. Undersized wire between the motor and the power source will limit the starting and load carrying abilities of the motor causing motor overheating and permanent damage to the motor. Wire sizes listed are recommendations only. Consult the National Electric Code (NEC) and any applicable local electrical safety codes. The NEC and GAP recommends a maximum voltage drop of 3%. Install motors and related equipment in accordance with the National Electrical Code (NEC) local electrical safety codes and practices. **It is always the electrician's responsibility to determine and install a wire size that ensures motors can start and run well.**

|              |  |          |  |              |  |           |  |
|--------------|--|----------|--|--------------|--|-----------|--|
| System No.   |  | Location |  | Spec Section |  | Paragraph |  |
| Submitted By |  | Date     |  | Approved     |  | Date      |  |